

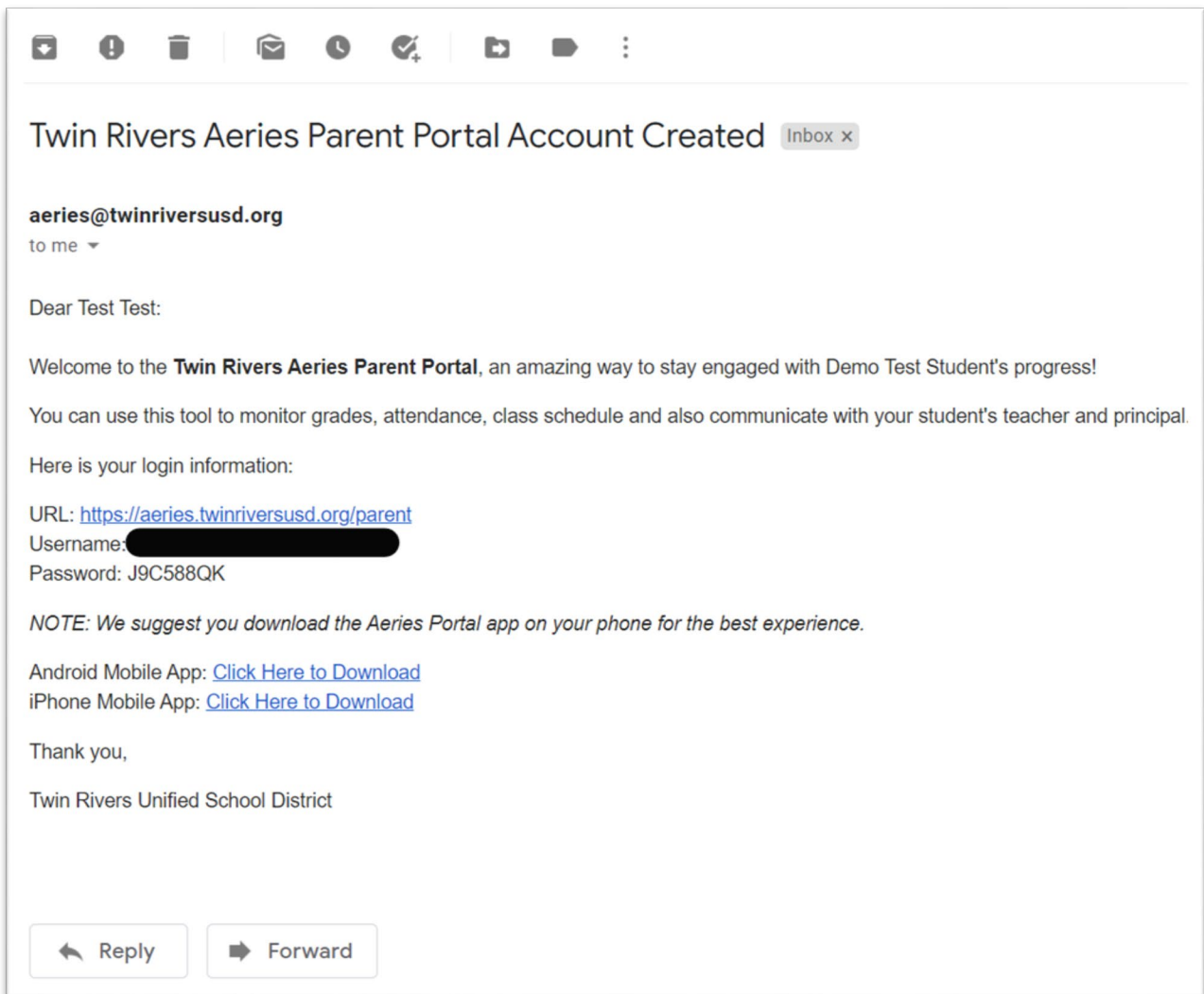

Aeries Parent Portal: How to Create an Account

Contact your student's school and provide your email address to the office who will create your account. (This is also how you would add more students to your account.)

Once your account is created, you will receive an email similar to the one below.


Important parts to note:

- URL – The website where you will log into Parent Portal [<https://parent.twinriversusd.org>]
- Username – Your permanent user name for logging into the Parent Portal
- Password – A temporary password that you will be asked to change on first login



Navigate to the URL given and log into your Account

- Please note, if you ever need to reset your password, come to this page and click the “Forgot Password?” link.



Twin Rivers Unified School District

English

Aeries
Student Information System

Email

NEXT

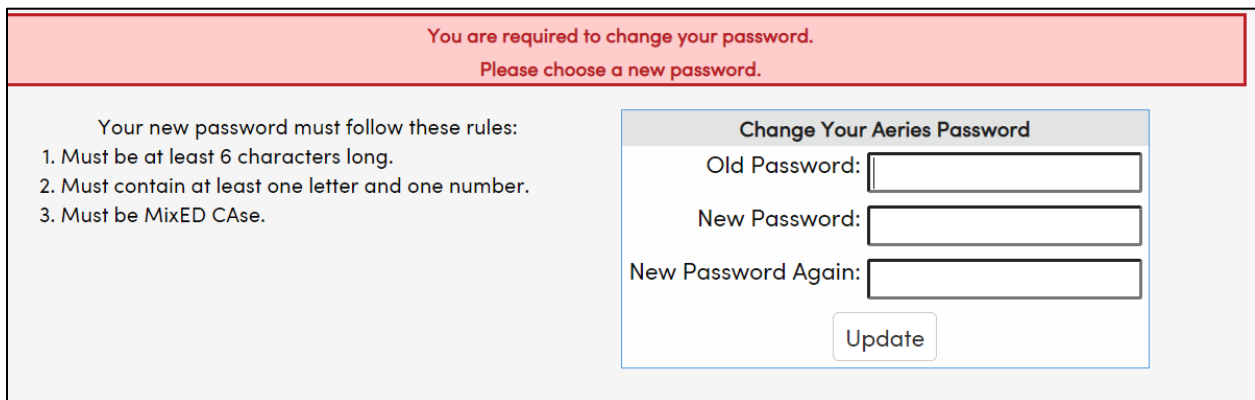
Forgot Password? Create New Account

Get the Aeries Mobile Portal App!

Download on the App Store GET IT ON Google Play

You will be prompted to change your password on first login.

- Enter the password received in your email in the Old Password field and follow the rules in the left to create your new password
- Click Dashboard after the password is reset to enter the portal



You are required to change your password.
Please choose a new password.

Your new password must follow these rules:

1. Must be at least 6 characters long.
2. Must contain at least one letter and one number.
3. Must be MixED CAse.

Change Your Aeries Password

Old Password:

New Password:

New Password Again:

Update

HAVE QUESTIONS? For families that have an account and are experiencing issues logging in or using the tool, you can reach the TRUSD IT Help Desk by email TechSupport@trusd.net or by calling them at (916) 566-7802, Monday - Friday, 7 a.m.- 5 p.m.